ONE-PIECE IMPLANT

FIXO LINE

CATALOGUE 2023

OXY implant
DENTAL SYSTEM

Design & Production	5
Surface Treatment AMS	6
Package	8
General features	10
FIXO MINI diameters and lengths	12
FIXO diameters and lengths	13
FIXO MINI prosthetic components	16
FIXO prosthetic components	17
Surgical instruments	18
Surgical kit	22
FIXO MINI drilling sequence	23
FIXO drilling sequence	24
Guided Surgery Kit	26
Guided Surgery Surgical Instruments	27


OXY
implant

OXY IMPLANT DESIGN & PRODUCTION





OXY Implant is a dental implant system totally designed, developed and manufactured in Italy.
The specific company know-how, acquired during thirty years completely spent in researches for dental implantology innovative solutions, allows to keep the **OXY Implant** line devices constantly at the quality level required by the most advanced scientific literature. All this offers the Surgeon a variety of choices that allow to easily deal with even the most complicated clinical situations.
The pursuit of the highest quality, obtained through the careful selection of suppliers and raw materials, the collaboration with research centres and the constant dialogue with the best Italian and foreign Implantologists, results in the great long-term reliability of the **OXY Implant Dental System** with the advantage of the Doctors and Patients ease.
All the implants of the **OXY Implant** line are made of Titanium Grade 4 of European origin, with characteristics of high mechanical resistance resulting from a special cold wire-drawing process.
The prosthetic components are made of Titanium Grade 5 and the surgical instruments of a special stainless steel. The machines used to produce **OXY Implant** devices are equipped with the best numerical control technology, which allows working with tolerances of a few microns, thus ensuring the excellent overall quality of the implant-abutment system.

The production, testing and packaging phases of all the **OXY Implant** line devices are developed entirely in the company, with the consequent possibility of a direct and constant control of the whole process by a highly skilled Team of Technicians.

The primary packaging of the implants is performed in a cleanroom to avoid any contamination, in compliance with the most stringent sectoral norms.

The renovated head office allows to welcome in an appropriate and modern way all the Customers who wish to observe how the process of realisation of implants, prosthetic components and surgical instruments develops. A large training room allows to organise for Dentists and Dental Technicians many training and refresher events which also represent a useful moment of dialogue between Manufacturer and Users. Their suggestions, derived from daily practice, allow indeed to continuously improve and innovate the **OXY Implant** system.

Oxy Implant's medical devices comply with the European Regulation MDR 2017/745.
The manufacturer Biomec S.r.l. has been equipped with a quality system ISO 9001 and ISO 13485 since 1998.

SURFACE **TREATMENT**

ADVANCED MICRO SURFACE

AMS (Advanced Micro Surface) is the surface selected for the entire range of implants by **OXY Implant**. This surface goes far beyond the results of earlier machined surfaces or surfaces treated with acid and chemical passivation. The **AMS** treatment was developed to accelerate the biological response of cell adhesion, thus enhancing the osseointegration process and the final clinical outcome. **AMS** is obtained with processes of chemical etching, decontamination and a cold Argon plasma treatment. Together they create a new surface with a high degree of cleanliness characterised by a homogeneous micro-porosity of the order of a few microns, smaller than the cell size, so as to considerably increase the adhesion of the osteoblastic cells and to favour the process of osteogenesis.
All these factors are decisive in achieving the best bone-to-implant anchorage and a higher torque required for implant removal. The surface treatment of endosseous components is carried out by a specialised and certified company.

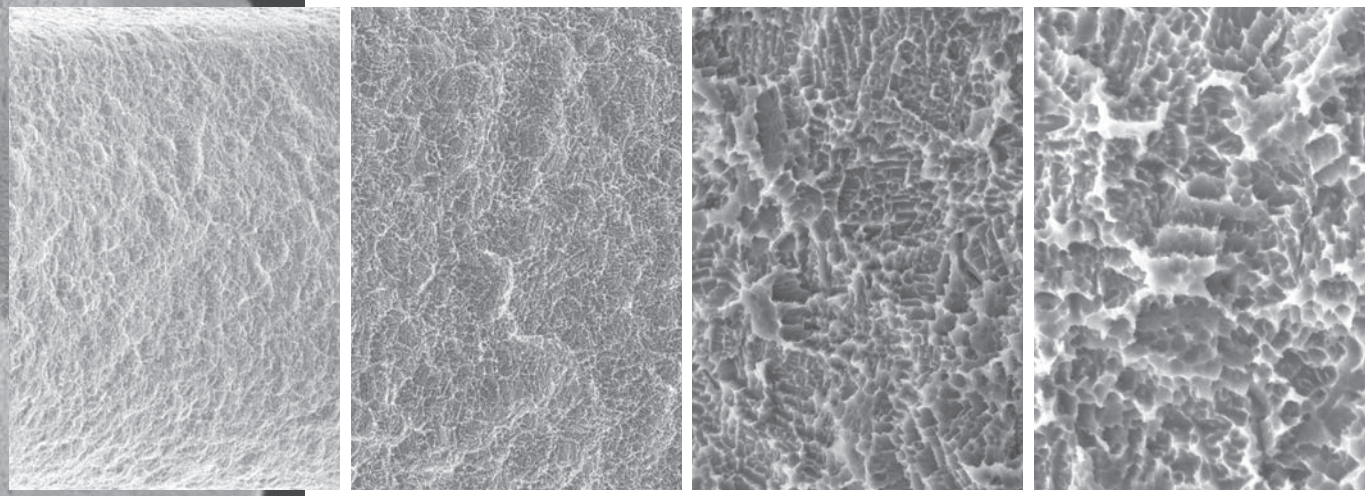

The 5000 X and 7500 X images show in detail the roughness obtained by means of the treatment: the interpeak distance is just a few microns, certainly smaller than the cell size, and accords with recent data about the effects of roughness size on the differentiation and behaviour of osteoblastic cells.
The cleanliness of the screw surface has been confirmed by an XPS analysis on the surface chemical composition. The analysed depth is about 5nm and provides a direct indication of the chemical composition of the material layers directly in contact with the bone.
According to the literature, the maximum concentration of Ti observable by means of XPS on the implant surface after treatment is 14-19%. A percentage of Titanium higher than 10% can be considered satisfactory. The detected amount of Titanium on **OXY** implants is 18%, a value close to the maximum obtainable percentage.

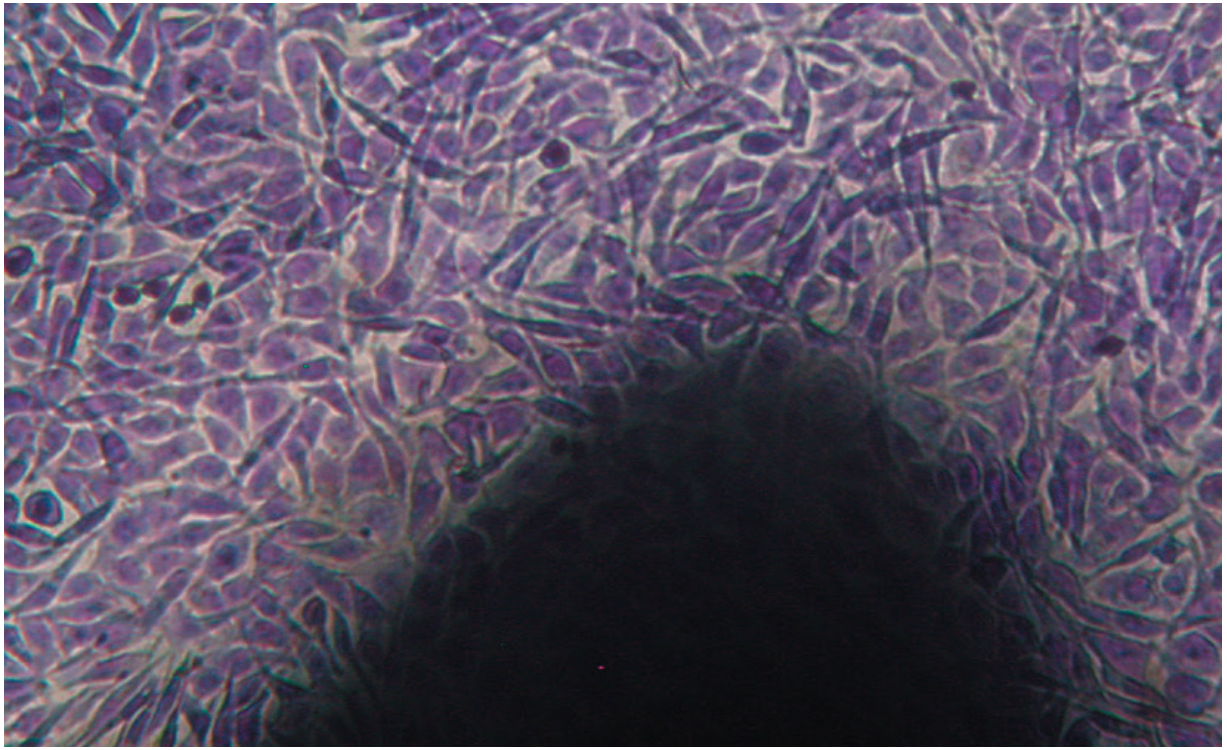

Citotoxicity tests have been carried out in order to confirm the absence of toxicity induced by the processed screws. The possible presence of dead cells, multinucleated giant cells and general abnormalities in cell morphology was evaluated by comparing the data obtained at the cell layer in contact with the negative control (gold cylinder the same size as the implants) and with the positive control (gutta-percha cylinder).
After being observed under a microscope, the cells were fixed with fixative solution, coloured and photographed. The image relates to the results of tests carried out on experimental samples of the **OXY Implant** line.
All the observations reveal a situation in line with that of the negative control, that is they confirm the absence of toxic effects.



The surface treatment of the **OXY** implants guarantees:
- osteoblast adhesion to the implant surface
- no adverse effect on osteoblast adhesion and growth nor on the surface colonisation.

In conclusion:
- **the surface treatment process implemented causes a morphological alteration of the processed screws**
- **the roughness obtained conforms to what is deemed appropriate to enhance the healing process of bone and osseointegration, at the current state of knowledge**
- **the implemented process and the following decontamination step allows the complete removal of residues arising from processing and the production of surfaces free of contaminants and foreign deposits**
- **implants processed with this treatment do not show cytotoxicity effects**
- **validated and checked periodically, 100% visual inspection and electron microscope analysis on some samples of each treatment batch.**

PACKAGE

The implants outer package of **OXY Implant** dental system is made of cardboard and has a convenient tear-off opening system.
The packaging graphics show the indications regarding the connection type of the implant.

The external labels present the color coding and all the specific data of the implant: description, code, model number, production batch and date, expiry date, manufacturer, UDI code, CE mark, link to view the online instructions for use.

Inside the package there is the sterile tube containing the implant and the cover screw. Next to the sterile tube there are 3 stickers indicating all the specific data of the implant, which should be applied respectively on the medical record, on the patient's implant card and on any additional documentation.
An additional label is placed on the sterile tube to assure to have the main implant information available at each stage.



The prosthetic components and the surgical instruments are packaged in heat-sealed polyethylene bags, with an adhesive label showing all the data of the device: description, reference and batch numbers, color coding, manufacturer, UDI code, CE mark, link to view the online instructions for use and other specific standard symbols for each item.

The prosthetic components and surgical instruments are supplied NON-STERILE and must be sterilized before use.

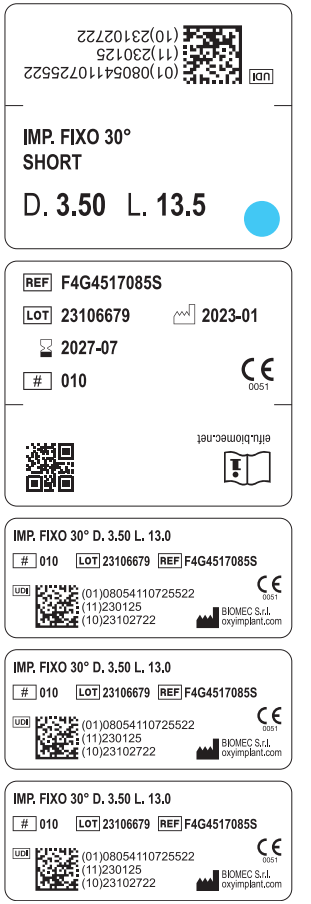

PRIMARY **PACKAGING**

All the implants made by **OXY Implant** are contained in a plastic material tube sealed with a screw cap with safety ring, tested to guarantee a 5-year sterility.
The sterilisation is performed with BETA rays irradiation validated process, guaranteed and subjected to periodic controls.

MOUNT FREE - OXY CLAMP SYSTEM:

- the mounter preassembled on the implant is housed in a plastic support with titanium core
- allows to see the implant before opening the tube and prevents the movements of the implant facilitating the extraction

Extraction of the implant in 4 simple steps:



1.
unscrew the cap of the tube



2.
place the Oxy Clamp
on a sterile field



3.
connect the mounter/implant
to the mechanical adapter



4.
press the lower part
of the Oxy Clamp to release
the mounter/implant

Fixo line consists of **single-piece** implants, ideal for the Surgeon who wants to perform a fast immediate load rehabilitation thanks to the **integrated** multi-unit abutment.
Three angulations are available - **0°**, **17°** and **30°** - to allow the surgery and prosthetic team to solve the disparallelisms resulting from the straight and angled implants placement, fully meeting the aesthetic and functional requirements.

The **small** diameter of **Fixo line** implants, plus the perfect **coaxiality** of the fixture-mua monobloc, make them ideal for use in **guided surgery**. Thanks to the characteristics above, there is **no interference** during their insertion through the sleeves of the surgical template and during template removal.

The positioning of the implant with the screw-hole direction of the multi-unit abutment perfectly **corresponding** to the design phase planning is ensured by a mounting system conceived and tested in collaboration with **3Diemme** software-house, in which the stated goal is perfectly centred in the three dimensions by matching precise and evident spatial references obtained through special pre-assembled mounter.

However, the tools available in the dedicated surgical kit allow Fixo to be easily used also in **conventional surgery**: a specific **guide** provides support in creating the implant site with the best angulation, while the special **pins** allow to evaluate previously the most appropriate implant angulation to be used in each single case.

The particular anatomical shape of the neck (pink coloured to favour the aesthetic harmonisation with soft tissues), in addition to the already mentioned small diameter, favour an optimal and fast soft tissues **healing**.
It is evident that, in accordance with a widely consolidated clinical literature, the **absence** of implant-abutment connection cancels the possibility of **micromovements** and consequently helps avoiding bacterial infiltrations.

PRE-ASSEMBLED MOUNTER

The special pre-assembled mounters facilitate the implant placement, even with an angled abutment, allowing to perfectly match the screwing to the axis of the surgical site.
The Ø 5 mm mounter allows the use in **guided surgery** of both **Fixo** and **Fixo Mini** and, thanks to the appropriate template sleeve, also the positioning corresponding to the one planned with the software.

Mounter colour coding:

0° 17° 30°

fixo mini



fixo



FIXO mini morphology

- **MORPHOLOGY**
  One-piece implant
  Chamfer diameter 4.0 mm
  Chamfer height: short
- **THREAD**
  Single start thread
- **COLOUR CODING**
  0° angulation: GREY
  17° angulation: YELLOW
- **MATERIAL**
  Grade 4 Titanium commercially pure:
  medical (ASTM F67)
  Cold worked:
  resistance more than 40%
  Bar tolerance h6:
  more precision in components manufacturing

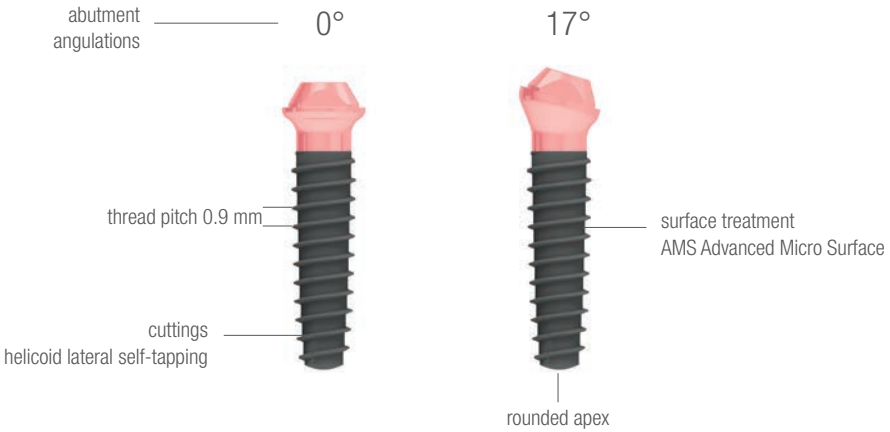

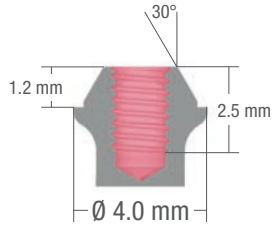

The chamfer diameter of the integrated abutment (0° and 17°) is only **4.0 mm**: Fixo Mini is therefore ideal for use in areas of high **aesthetic** value. Its small diameters allow for use only in low stress incisive areas.
The peculiar shape does not however compromise its mechanical strength and allows the use of a **M1.8** prosthetic screw with tightening to **30 Ncm**.

FIXO morphology

- **MORPHOLOGY**
  One-piece implant
  Chamfer diameter 4.8 mm
  Chamfer heights: short and long
- **THREAD**
  Single start thread
- **COLOUR CODING**
  0° angulation: GREY
  17° angulation: YELLOW
  30° angulation: BLUE
- **MATERIAL**
  Grade 4 Titanium commercially pure:
  medical (ASTM F67)
  Cold worked:
  resistance more than 40%
  Bar tolerance h6:
  more precision in components manufacturing

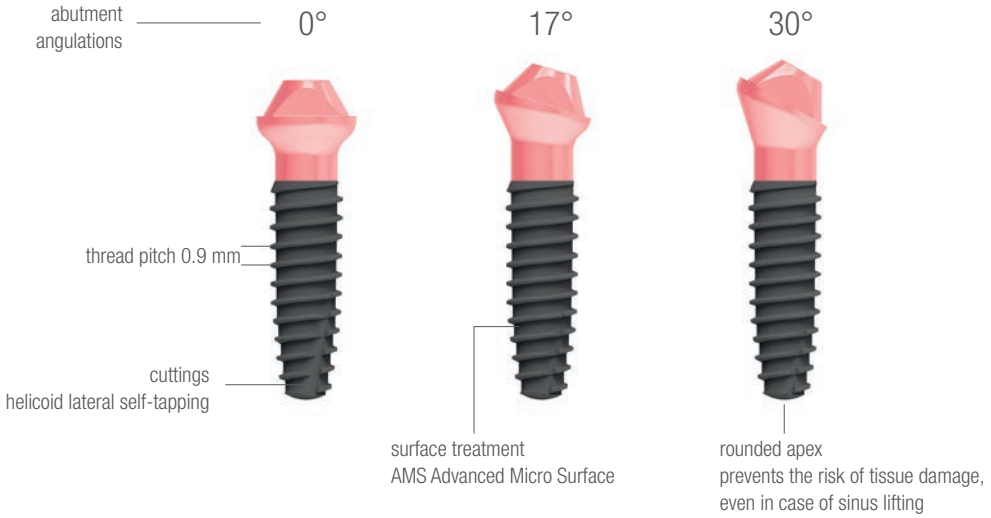

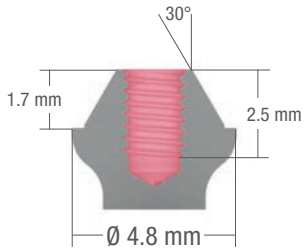

The **prosthetic screw** has an **M1.8 thread** (compared to the standard M1.4 of the two-stage solutions).
This allows the prosthetic components to be tightened with a **torque** of **30 Ncm**.

FIXO mini
diameters and lengths

Ø 3.0 mm

mini

0°

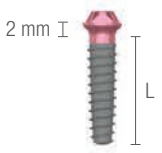

Length	Ref.
10 mm	F4M3000100
11.5 mm	F4M3000115
13 mm	F4M3000130

17°



Length	Ref.
10 mm	F4M3017100
11.5 mm	F4M3017115
13 mm	F4M3017130

Ø 3.5 mm

mini

0°

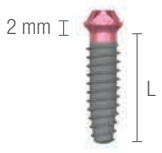

Length	Ref.
8.5 mm	F4M3500085
10 mm	F4M3500100
11.5 mm	F4M3500115
13 mm	F4M3500130
15 mm	F4M3500150

17°

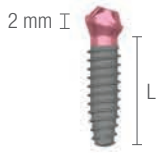

Length	Ref.
8.5 mm	F4M3517085
10 mm	F4M3517100
11.5 mm	F4M3517115
13 mm	F4M3517130
15 mm	F4M3517150

The nominal length L is measured from the apex up to 0,5 mm above the treated section.

FIXO
diameters and lengths

Ø 3.5 mm
short

0°

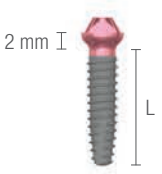

Length	Ref.
8.5 mm	F4G3500085S
10 mm	F4G3500100S
11.5 mm	F4G3500115S
13 mm	F4G3500130S
15 mm	F4G3500150S

17°



Length	Ref.
8.5 mm	F4G3517085S
10 mm	F4G3517100S
11.5 mm	F4G3517115S
13 mm	F4G3517130S
15 mm	F4G3517150S

30°



Length	Ref.
10 mm	F4G3530100S
11.5 mm	F4G3530115S
13 mm	F4G3530130S
15 mm	F4G3530150S

Ø 3.5 mm
long

0°

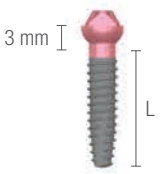

Length	Ref.
10 mm	F4G3500100L
11.5 mm	F4G3500115L
13 mm	F4G3500130L
15 mm	F4G3500150L

17°

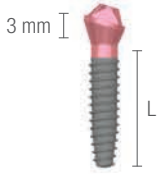

Length	Ref.
10 mm	F4G3517100L
11.5 mm	F4G3517115L
13 mm	F4G3517130L
15 mm	F4G3517150L

30°



Length	Ref.
10 mm	F4G3530100L
11.5 mm	F4G3530115L
13 mm	F4G3530130L
15 mm	F4G3530150L

The nominal length L is measured from the apex up to 0,5 mm above the treated section.

FIXO
diameters and lengths

Ø 4.0 mm
short

0°



Length	Ref.
7 mm	F4G4000070S
8.5 mm	F4G4000085S
10 mm	F4G4000100S
11.5 mm	F4G4000115S
13 mm	F4G4000130S
15 mm	F4G4000150S
17 mm	F4G4000170S

17°



Length	Ref.
7 mm	F4G4017070S
8.5 mm	F4G4017085S
10 mm	F4G4017100S
11.5 mm	F4G4017115S
13 mm	F4G4017130S
15 mm	F4G4017150S
17 mm	F4G4017170S

30°



Length	Ref.
10 mm	F4G4030100S
11.5 mm	F4G4030115S
13 mm	F4G4030130S
15 mm	F4G4030150S
17 mm	F4G4030170S
19 mm	F4G4030190S
21 mm	F4G4030210S
23 mm	F4G4030230S
25 mm	F4G4030250S

PTERYGOID

Ø 4.0 mm
long

0°

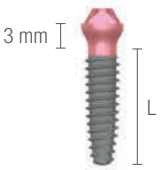

Length	Ref.
10 mm	F4G4000100L
11.5 mm	F4G4000115L
13 mm	F4G4000130L
15 mm	F4G4000150L

17°



Length	Ref.
10 mm	F4G4017100L
11.5 mm	F4G4017115L
13 mm	F4G4017130L
15 mm	F4G4017150L

30°

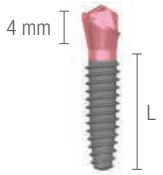

Length	Ref.
10 mm	F4G4030100L
11.5 mm	F4G4030115L
13 mm	F4G4030130L
15 mm	F4G4030150L

The nominal length L is measured from the apex up to 0,5 mm above the treated section.

FIXO
diameters and lengths

Ø 4.5 mm
short

0°



Length	Ref.
7 mm	F4G4500070S
8.5 mm	F4G4500085S
10 mm	F4G4500100S
11.5 mm	F4G4500115S
13 mm	F4G4500130S
15 mm	F4G4500150S

17°



Length	Ref.
7 mm	F4G4517070S
8.5 mm	F4G4517085S
10 mm	F4G4517100S
11.5 mm	F4G4517115S
13 mm	F4G4517130S
15 mm	F4G4517150S

30°



Length	Ref.
10 mm	F4G4530100S
11.5 mm	F4G4530115S
13 mm	F4G4530130S
15 mm	F4G4530150S

Ø 4.5 mm
long

0°



Length	Ref.
10 mm	F4G4500100L
11.5 mm	F4G4500115L
13 mm	F4G4500130L
15 mm	F4G4500150L

17°



Length	Ref.
10 mm	F4G4517100L
11.5 mm	F4G4517115L
13 mm	F4G4517130L
15 mm	F4G4517150L

30°

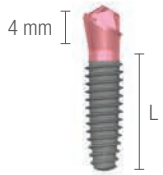

Length	Ref.
10 mm	F4G4530100L
11.5 mm	F4G4530115L
13 mm	F4G4530130L
15 mm	F4G4530150L

The nominal length L is measured from the apex up to 0,5 mm above the treated section.

FIXO mini
prosthetic components

Prosthetic colour coding
FIXO mini:
YELLOW

Implant libraries
available for:
- EXOCAD®
- 3SHAPE®
- DENTAL WINGS®

impression coping transfer


F4MTR


F4MTRH

Titanium Grade 5

impression coping transfer screw included

temporary abutment


F4MTA

Titanium Grade 5

prosthetic screw included

antirotational abutment transfer


F4MMTA

Titanium Grade 5

prosthetic screw included

cover fixo mini rotational

Titanium


F4MCT

Cobalt-Chrome


F4MCC

prosthetic screw included

base fixo mini antirotational

Cobalt-Chrome


F4MCCA

prosthetic screw included

scan body


SCANF4M

opacified Titanium Grade 5

screw included

castable abutment


F4MCA

PMMA

prosthetic screw included

healing cap



F4MHC



F4MHCH

Titanium Grade 5

digital analogue


F4MAD

Stainless steel

prosthetic screw M1.8


F4GPS

Titanio Grado 5
black diamond coating

prosthetic torx screw M1.8


F4GCAR

Titanium Grade 5
black diamond coating

FIXO
prosthetic components

Prosthetic colour coding
FIXO:
PINK

Implant libraries
available for:
- EXOCAD®
- 3SHAPE®
- DENTAL WINGS®

impression coping transfer



F4GTR F4GTRH

Titanium Grade 5

impression coping transfer screw included

temporary abutment



F4GTA

Titanium Grade 5

prosthetic screw included

antirotational abutment transfer



F4GMTA

Titanium Grade 5

prosthetic screw included

cover fixo rotational

Titanium Cobalt-Chrome



F4GCT F4GCC

prosthetic screw included

base fixo antirotational

Cobalt-Chrome



F4GCCA

prosthetic screw included

scan body



SCANF4G

opacified Titanium Grade 5

screw included

castable abutment



F4GCA

PMMA

prosthetic screw included

healing cap



F4GHC F4GHCH

Titanium Grade 5

digital analogue



F4GAD

Stainless steel

prosthetic screw M1.8

TORX



F4GPS F4GCAR

Titanio Grado 5
black diamond coating

mechanical angled screwdriver



SESD MESD

torx key
Stainless steel black diamond coating

Mechanical screwdriver SESD or MESD must be ordered separately.

oxy loc abutment



F4GLOC

Titanium Grade 5 Gold Titanium coating

Locator® compatible. Locator® is a Zest Anchors registered trademark.

SURGICAL **INSTRUMENTS**



The drills for **Fixo** and **Fixo mini** implants are designed and manufactured with the aim of ensuring the constant efficiency and durability. These prerogatives are realised firstly thanks to the use of absolute quality materials as the special hardened stainless steel used for their manufacture. Finishing processes of last generation complete the production cycle.

All the drills are **Black Diamond** coated, a perfectly biocompatible material which increases their superficial hardness and decreases the generated friction forces. This process increases therefore considerably the cutting power and consequently reduces the risk of the bone overheating during surgery.

Their morphology is cylindrical with a smaller diameter step to provide a surgical socket that follows accurately the shape of the **Fixo** and **Fixo mini** implants, more conical in the apical area.

The drills are sequential with a 0.3 mm step between the successive diameters (2.9 - 3.2 - 3.5 - 3.8 and 4.1 mm) to create a surgical socket corresponding to the diameter of the implant core or to underprepare or overprepare it according of the bone density characteristics.

In order to facilitate the Surgeon's work, they are graduated with laser markings to indicate the length of the corresponding implant to be inserted. For the same reason they can also be provided with titanium depth stoppers.
Also, the diameter of the drill is well highlighted thanks to a specific laser marking.

The colour of the ring on the shank of the instrument allows to easily locate the housing of the surgical kit in which to place it: it is in fact characterised by the same coding.

It is important to remember that the tip of the drill increases of 0.5 mm the nominal length of the instrument. Taking always this into account, will be possible to avoid the anatomical structures damage especially during use in areas close to the maxillary sinus or to the mandibular channel.



SURGICAL **INSTRUMENTS**

pilot drill

ø 1.8 mm

Hardened stainless steel
black diamond coating

max 900 Rpm



SID01L
long

graduated drill

ø 1.6 mm

Hardened stainless steel
black diamond coating

max 1000 Rpm



SD16150GS

graduated drill

ø 2.0 mm

Hardened stainless steel
black diamond coating

max 1000 Rpm



IGSD200

graduated drill

ø 2.3 mm

Hardened stainless steel
black diamond coating

colour coding: white

max 900 Rpm



IGSD230

graduated drill

ø 2.9 mm

Hardened stainless steel
black diamond coating

colour coding: yellow

max 900 Rpm



SD2923

graduated drill

ø 3.2 mm

Hardened stainless steel
black diamond coating

colour coding: red

max 800 Rpm



SD3226

graduated drill

ø 3.5 mm

Hardened stainless steel
black diamond coating

colour coding: green

max 800 Rpm



SD3529

graduated drill

ø 3.8 mm

Hardened stainless steel
black diamond coating

colour coding: blue

max 700 Rpm



SD3832

graduated drill

ø 4.1 mm

Hardened stainless steel
black diamond coating

colour coding: brown

max 700 Rpm



SD4135

long graduated drill

PTERYGOID IMPLANT DRILLS
FIXO SHORT Ø 4.0 mm
L. 19 - 21 - 23 - 25 mm

Hardened stainless steel
black diamond coating

Ø 2.3 max 900 Rpm
Ø 2.6 max 900 Rpm
Ø 2.9 max 900 Rpm
Ø 3.2 max 800 Rpm



LD2320
Ø 2.3 mm



LD2620
Ø 2.6 mm



LD2923
Ø 2.9 mm



LD3226
Ø 3.2 mm

calibrated stop

Titanium Grade 5



Length	Ref.
5.5 mm	EST4055T
7 mm	EST4070T
8.5 mm	EST4085T
10 mm	EST4100T
11.5 mm	EST4115T
13 mm	EST4130T
15 mm	EST4150T

parallel indicator

Titanium Grade 5



PIN2329
ø2.3-2.9 mm



PIN2317
17°



PIN2330
30°

direction guide immediate loading

Anodised Titanium



ILSGUIDE

countersink drill

Hardened stainless steel
black diamond coating

max 300 Rpm



STDPSILS

tissue punch

Hardened stainless steel
black diamond coating

max 100 Rpm



MPU34

bone tap driver

grey disc

Hardened stainless steel



XCMRC8
extrashort



CMRC8
short



LMRC8
medium

drill extension

Hardened stainless steel



DEXT

mechanical adapter square 4x4

Hardened stainless steel



MCF4G

torque ratchet

Stainless steel

driver D8

torque 10÷70 Ncm



TR8

SURGICAL **KIT**



ref. TRPSKFIXO

for ø 3.0 mm FIXO MINI implants

D1-D2 BONE

pilot	graduated
ø 1.8 mm	ø 2.0 mm
900 Rpm	**1.000 Rpm**

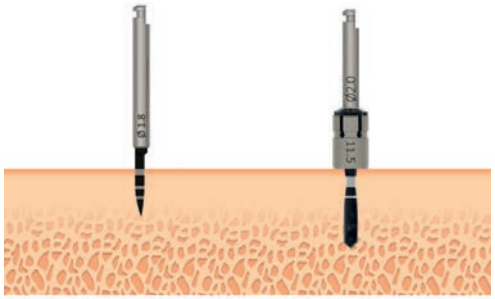

D3-D4 BONE

pilot	graduated
ø 1.8 mm	ø 1.6 mm
900 Rpm	**1.000 Rpm**



Important: the **Ø 2.0 mm** drill is included in the kit, and the **Ø 1.6 mm** drill (ref. SD16150GS) must be purchased separately.

for ø 3.5 mm FIXO MINI implants

pilot	initial graduated	parallel indicator	final graduated	final graduated
ø 1.8 mm	ø 2.3 mm	ø 2.3 mm	ø 2.9 mm + stop L 7	ø 2.9 mm
900 Rpm	**900 Rpm**		**900 Rpm**	**900 Rpm**

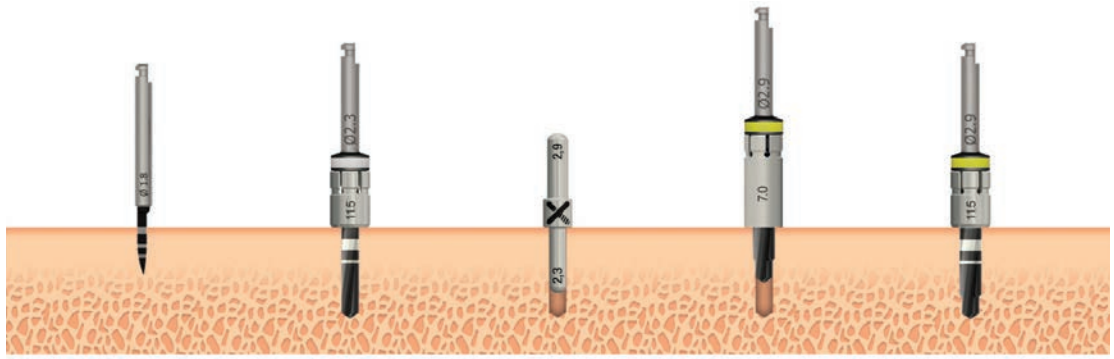

for D3-D4 bone | for D1-D2 bone

positioning the **ILS GUIDE**

pilot
ø 1.8 mm
900 Rpm

graduated
ø 2.0 mm
1.000 Rpm

surgical direction
guide ILS

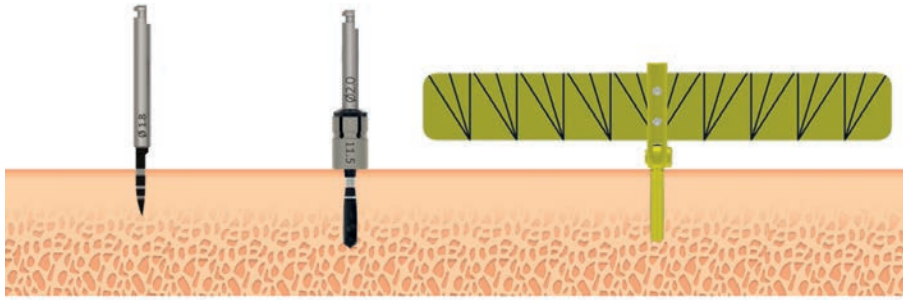

for **ø 3.5 mm** FIXO implants

pilot
ø 1.8 mm
900 Rpm

initial graduated
ø 2.3 mm
900 Rpm

parallel
indicator
ø 2.3 mm

final graduated
ø 2.9 mm + stop L 7
900 Rpm

final graduated
ø 2.9 mm
900 Rpm



for D3-D4 bone

for D1-D2 bone

FIXO
DRILLING SEQUENCE

for **ø 4.0 mm** FIXO implants



for **ø 4.5 mm** FIXO implants

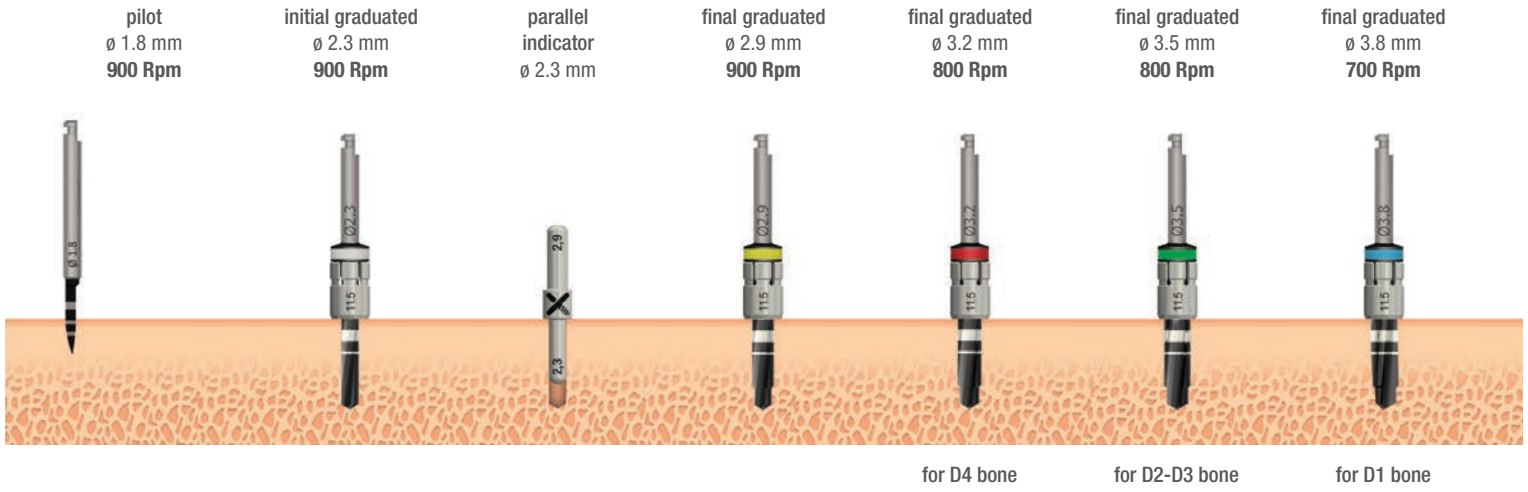



ref. TRGUIDEPSK

drill for fixation pin

Hardened stainless steel
black diamond coating

max 1000 Rpm



DPFGS

ogs tissue punch

Hardened stainless steel
black diamond coating

max 100 Rpm



TPGS

ogs bone leveller drill

Hardened stainless steel
black diamond coating

max 300 Rpm



OGSBL

ogs start drill

Hardened stainless steel
black diamond coating

max 600 Rpm



CSGS

ogs drill

ø 1.6 mm

Hardened stainless steel
black diamond coating

max 1000 Rpm



Length	Ref.
7 mm	SD16070GS
11.5 mm	SD16115GS
15 mm	SD16150GS

ogs drill

ø 2.3 mm

Hardened stainless steel
black diamond coating

max 900 Rpm



Length	Ref.
6 mm	SD23060GS
8.5 mm	SD23085GS
10 mm	SD23100GS
11.5 mm	SD23115GS
13 mm	SD23130GS
15 mm	SD23150GS

ogs drill

ø 2.9 mm

Hardened stainless steel
black diamond coating

max 900 Rpm



Length	Ref.
8.5 mm	SD29085GS
10 mm	SD29100GS
11.5 mm	SD29115GS
13 mm	SD29130GS
15 mm	SD29150GS

ogs drill

ø 3.2 mm

Hardened stainless steel
black diamond coating

max 800 Rpm



Length	Ref.
8.5 mm	SD32085GS
10 mm	SD32100GS
11.5 mm	SD32115GS
13 mm	SD32130GS
15 mm	SD32150GS

ogs drill

ø 3.5 mm

Hardened stainless steel
black diamond coating

max 800 Rpm



Length	Ref.
8.5 mm	SD35085GS
10 mm	SD35100GS
11.5 mm	SD35115GS
13 mm	SD35130GS
15 mm	SD35150GS

ogs drill

ø 3.8 mm

Hardened stainless steel
black diamond coating

max 700 Rpm



Length	Ref.
8.5 mm	SD38085GS
10 mm	SD38100GS
11.5 mm	SD38115GS
13 mm	SD38130GS
15 mm	SD38150GS

ogs countersink drill

Hardened stainless steel
black diamond coating

max 300 Rpm



K10GSCS

fixation pin for surgical guides

Stainless steel

SCREWABLE



PINGS PINGF

ogs reduction ring

Titanium grade 5



Height	Colour	Ref.
1 mm	yellow	RR5010
1.5 mm	blue	RR5015
2 mm	fuchsia	RR5020

bone tap driver

Hardened stainless steel



CMRC8 short LMRC8 long

mechanical adapter square 4x4

Hardened stainless steel



MCF4G

square converter 4x4

Hardened stainless steel



MCS4

mechanical screwdriver

Hardened stainless steel
black diamond coating

hexagonal key 1.25 mm



MEMSD

manual screwdriver

disc: **1.25**

Hardened stainless steel

hexagonal key 1.25 mm



SMSD8 short MMSD8 medium

sleeve for surgical guides

Stainless steel



F4GS
17° / 30°

CGS
0°

pin sleeve for surgical guides

Stainless steel



CPINGS

bite gauge

Stainless steel



BITEGAUGEPS

torque ratchet

Stainless steel

driver D8

torque 10÷70 Ncm



TR8

NOTES

Rev.01-23-EN



By Biomec S.r.l. Via Nazionale Nord, 21/A - 23823 Colico (LC) - Italy Tel. +39 0341 930166 - Fax +39 0341 930201 **www.oxyimplant.com** - info@oxyimplant.com